REVIEW ARTICLE ISSN:3139-8448 (print) & 3108-3218 (online)

BTS International Advanced Pharmaceutical Sciences Journal

Vol 01 | Issue 09 | September 2026 Journal homepage: www.btsempire.com

MANUSCRIPT ID: BTS0926006

CLOUD COMPUTING IN BIOINFORMATICS: A PARADIGM SHIFT IN DRUG TARGET IDENTIFICATION AND VALIDATION.

Bhavana Alaparthi, Padamata Sai Rohith, Kanaka Durga Devi Nelluri*

KVSR Siddhartha College of Pharmaceutical Sciences, Vijayawada, Andhra Pradesh

Corresponding Author Mail Id: nellurikvsr22@gmail.com

Received:15 July 2025 | **Revised & Accepted:**07 January 2026

Keywords: Cloud computing, Bioinformatics, Identification of drug targets, Drug validation, Omics data, High-performance computing

Abstract:

The review explores the revolutionary power of cloud computing in bioinformatics, with specific reference to drug target identification and validation—a mainstay of modern drug discovery. Traditional bioinformatics infrastructure is generally bound by scalability limitations, high computational demands, and restricted data sharing. Cloud computing, with its scalable, on-demand infrastructure, offers a desirable alternative, enabling rapid, cost-effective, and collaborative analysis of large-scale omics data. This paper explains the basics of drug target identification and validation, lists leading bioinformatics tools, and critically assesses the advantages of cloud computing platforms such as AWS Genomics, Google Cloud Life Sciences, and Galaxy Cloud. Application of high-throughput sequencing, biomarker discovery, in silico validation, and AI-predictive methods are discussed. Real case studies such as COVID-19 research acceleration and personalized medicine programs are incorporated. Finally, it outlines future paths such as AI integration, federated systems, and edge computing and identifies existing challenges such as data privacy, reproducibility, and training abilities. Overall, this review identifies the shift in paradigm that cloud computing introduces to bioinformatics and designs a more agile and collaborative future of drug discovery.

INTRODUCTION

1.1 Comprehension of Cloud Computing and Bioinformatics

Cloud computing is a recent computing paradigm that enables elastic, on-demand consumption of a common pool of configurable resources like networks, servers, storage facilities, programs, and services. Resources are automatically provisioned and de-provisioned with little or no administrative control or direct communication with the service provider [1]. The model makes fullest use of availability and has five inherent characteristics: on-demand self-service, profound network access, resource pooling, instant scalability, and usage measurement. On the other hand, bioinformatics is a multidisciplinary science applying biology, computer science, and information technology in analysing and interpreting massive biological data. It proves to be most useful in the management of voluminous data generated through genomic as well as proteomic research that would help to understand biological processes and assist in identifying potential drug targets.

1.2 Importance of Drug Target Identification and Validation

Target identification and validation are key processes in the drug discovery pipeline. Precise target selection is of utmost importance in the generation of effective therapeutics since the pathway through which a drug exerts its effect will be established. Validation ensures that the target actually plays a role in disease aetiology as well as

© BTS Pharma Empire All Rights Reserved

BTS International Advanced Pharmaceutical Sciences Journal
Vol 01 | Issue 09 | September 2026 Journal homepage: www.btsempire.com

MANUSCRIPT ID: BTS0926006

ensures that modulation of the target will generate a therapeutic effect. This is important in reducing the inordinately high failure rates that are associated with drug development because of incorrect target selection [2].

1.3 Difference Between Traditional Infrastructure and Cloud-Based Systems

Traditional drug development pipelines usually rely on local computer resources, which might be limited in terms of processor capacity and storage space. This might delay analysis of big data sets generated by high-throughput screening and omics studies. Cloud-based approaches provide expandable resources that can be adjusted according to the computational needs of the research to facilitate better data processing and analysis [3].

1.4 Scope, Goal, and Relevance of This Review

This article attempts to elaborate on the application of cloud computing in bioinformatics, namely drug target identification and validation. With cloud infrastructures, scientists are able to harness strong computational power to process complex biologic data in an improved capacity. This is key to the enhancement of drug discovery since it allows for high-speed processing of large volumes of data that assist in the identification of new drug targets, as well as validating their therapeutic value[4].Figure 1 demonstrates how cloud computing facitates drug discovery.

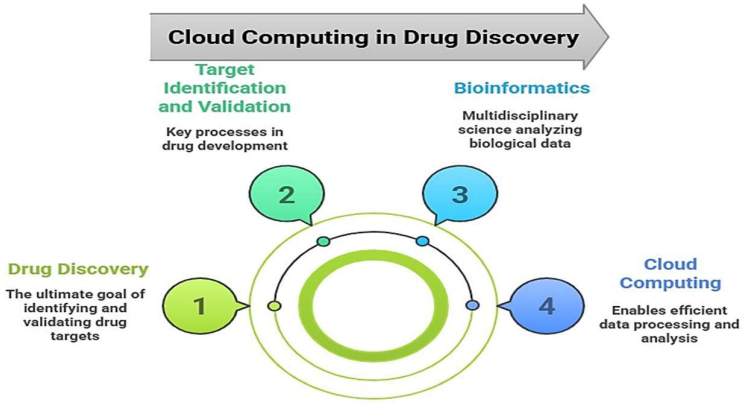

Figure-1: Enhancing Drug Discovery with Cloud Computing

2. BACKGROUND / THEORETICAL FRAMEWORK

2.1 Historical Overview of Drug Discovery Pipelines

Drug discovery was traditionally a linear and capital-intensive process from target identification to lead compound identification, preclinical testing, to clinical trials. Each step entails enormous research, aggressive validation, and repeated rounds of optimization. The process has been linear and extremely resource-hungry with enormous time and capital inputs. Also, a number of drug candidates are removed along the way due to poor target validation or the development of unwarranted side effects, for which steep rates of attrition that are the responsibility of pharmaceutical development [5].

2.2 Introduction to Key Bioinformatics Tools

© BTS Pharma Empire All Rights Reserved

BTS International Advanced Pharmaceutical Sciences Journal
Vol 01 | Issue 09 | September 2026 Journal homepage: www.btsempire.com
MANUSCRIPT ID: BTS0926006

Bioinformatics computer software has a critical role in deciphering complex biological information and facilitating drug discovery. The most widely used computer software are BLAST (Basic Local Alignment Search Tool), a computer software seeking alignment between a query DNA or protein sequence and a database for similar regions. These similarities may suggest evolutionary relationship or shared biological function. The other key tool is UniProt, an integrated comprehensive protein database, which has extensive information related to protein sequences, structures, functions, and interactions to characterize and study proteins in depth. Also, the Protein Data Bank (PDB) has three-dimensional structural data of biological macromolecules, which have to be known to understand how drugs interact with their molecular target and to determine the mechanism of drug action. Together, these programs provide a set of bioinformatics capabilities in present-day biomedical research. [6] .

2.3 Definition and Function of Omics in Target Identification and Drug Validation

Omics refers to the sequential investigation of biological molecules using a holistic approach to understand the intricacy of biological systems at different molecular levels. The main omics disciplines are genomics, proteomics, and transcriptomics. Genomics involves the investigation of the entire collection of genes and their functions, providing insights into genetic differences that can affect the response to drugs. Proteomics encompasses the thorough examination of proteins and their structures and functions, which is essential to understand the action of drugs. Transcriptomics studies RNA transcripts to determine gene expression patterns related to various diseases. All these omics technologies together are extremely important in drug target identification and validation as they produce large amounts of data that can uncover potential therapeutic targets and biomarkers. [7] .

2.4 The Shift Towards Data-Intensive Technologies That Need High Computational Power

Increasing biological complexity and volumes of data necessitate complex computation analysis techniques. Traditional methods may be inadequate in the face of limited computational power. Cloud computing is an escape because it can scale to provide capacities of resources in support of high-volume data processing tasks, and scientists can examine gigantic data in more sophisticated methods such as machine and deep learning [8]. Cloud bioinformatics is transforming drug discovery environments from their traditional form into more efficient and productive practice.Figure 2 illustrates an overview of the Drug Discovery Process – Tools and Technologies

© BTS Pharma Empire All Rights Reserved

REVIEW ARTICLE ISSN:3139-8448 (print) & 3108-3218 (online)

BTS International Advanced Pharmaceutical Sciences Journal

Vol 01 | Issue 09 | September 2026 Journal homepage: www.btsempire.com

MANUSCRIPT ID: BTS0926006

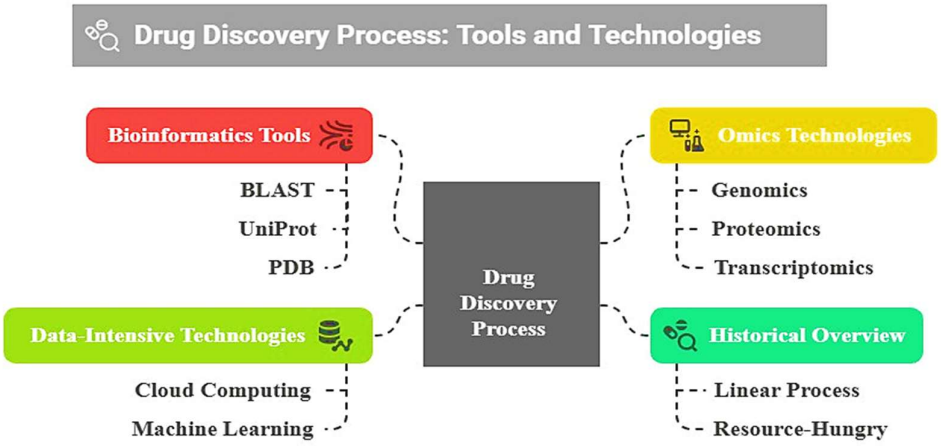

Figure 2: Drug Discovery Process – Tools and Technologies

3. MAIN DISCUSSION / THEMATIC ANALYSIS

3.1 Challenges in Traditional Bioinformatics Infrastructure

There are several major factors relating to the conventional bioinformatics setups that stand in the way of efficient research and intellectual sharing. First, the volumes of data generated by high-throughput sequencing and various omics studies explode exponentially, choking the legacy systems that commonly lack scalability or the needed storage capacity for such vast datasets, bottlenecks for processing, and delays in going from crucial discoveries to publication. Secondly, HPC systems are marked with high maintenance costs and demand for resources. In essence, these antiquated systems require state-of-the-art hardware and software, as well as a skeleton crew of subject-matter experts to run and support them-which is an especially heavy burden on smaller research institutions. Next, the fast tech-computing evolution comes with nearly constant and expensive upgrades to hardware and software. Thirdly, here is the real damper on collaboration: These older infrastructures set geographical barriers and limit the sharing of data and tools, thus inhibiting seamless cooperation amongst researchers. Conversely, cloud systems offer centralized data access and real-time collaboration tools that mitigate many of these concerns to make research even more efficient. [9,10, 11].

Table-1 Challenges in Traditional Bioinformatics Infrastructure

S.no	Challenge	Description	Impact
4.1.1	**Data Storage and Scalability**	Traditional infrastructure struggles with the growing volume of biological data from high-throughput sequencing and omics research. Legacy systems often lack the scalability required to handle such large datasets.	Causes processing bottlenecks, delays in data access and analysis, and slows drug discovery.

© BTS Pharma Empire All Rights Reserved

BTS International Advanced Pharmaceutical Sciences Journal
Vol 01 | Issue 09 | September 2026 Journal homepage: www.btsempire.com

MANUSCRIPT ID: BTS0926006

4.1.2	**Maintenance and HPC Cost**	Operating HPC facilities demands significant investment in hardware, software, and skilled personnel. Small research facilities may find these requirements cost-prohibitive. Additionally, rapid technological change necessitates frequent upgrades.	Leads to high operational costs and risks of system obsolescence.
4.1.3	**Barriers to Collaboration**	Traditional systems restrict data and tool sharing due to physical location and system incompatibility. Researchers using different platforms face difficulties in collaboration.	Limits collaborative efforts, causing inefficiency and delays in research progress.

3.2 Cloud Models of Computing and Architecture

Bioinformatics cloud computing provides flexible models and features that greatly expand research abilities. The major models of service that exist to meet research needs are Infrastructure as a Service (IaaS), Platform as a Service (PaaS), and Software as a Service (SaaS). IaaS enables users to rent servers, storage, and networking components; hence, it provides scalability and control over virtualized resources. PaaS provides the environment for the development of applications and their deployment without worrying about the management of infrastructure, whereas SaaS offers software access through the Internet without any sort of local installation. These models allow researchers to customize services according to their requirements for software use, development, or large-scale computation. Among the essential features provided by cloud computing is scalability, remote access, and cost-effectiveness. Researchers can scale hardware resources up or down as demand varies and enable their collaborated work regardless of location. The pay-when-I-use model helps avoid huge upfront investment in hardware. These attributes put forth cloud computing as a pragmatic solution for bioinformatics research, especially in very intensive areas like drug discovery.[12,13].Table-2 : presents the cloud models of computing and architecture, detailing the different service models and their major features.

Table-2 Cloud Models of Computing and Architecture Service Models and Major Features

Section	Subsection	Description
4.2 Cloud Models of Computing and Architecture	4.2.1 Cloud Models of Service	Cloud computing provides several service models tailored to user needs: **IaaS (Infrastructure as a Service):** Virtualizes computing resources via the internet, allowing users to rent servers, storage, and network elements on-demand with flexibility and scalability. **PaaS (Platform as a Service):** Provides a platform for developers to code, execute, and host apps without managing infrastructure. **SaaS (Software as a Service):** Offers software accessible via the web with pay-per-use, no installation needed.

© BTS Pharma Empire All Rights Reserved

BTS International Advanced Pharmaceutical Sciences Journal
Vol 01 | Issue 09 | September 2026 Journal homepage: www.btsempire.com

MANUSCRIPT ID: BTS0926006

		These models help researchers choose services based on development needs, computational resources, or software availability, improving resource use and research efficiency.
	4.2.2 Major Features	Key features making cloud computing ideal for bioinformatics: **Scalability:** Adjust computing capacity up/down as needed, handling varying loads efficiently. **Remote Access:** Easy access to data and resources from anywhere, supporting flexible and collaborative research. **Cost Benefits:** Pay-as-you-go model eliminates large upfront hardware costs and ongoing maintenance expenses. These features suit bioinformatics and computationally demanding drug discovery research.

3.3 Cloud-Based Bioinformatics Platforms

Cloud-based bioinformatics platforms have changed the study of large-scale genomic data at an enormous scale. Major providers such as AWS Genomics, Google Cloud Life Sciences, and Microsoft Azure provide tools and services for genomic analysis and workflows for next-generation sequencing (NGS). These platforms serve to simplify data processing and to provide resources on demand so that drug development can be quicker. Complementing cloud solutions such as Galaxy Cloud, DNAnexus, and Nextflow bring extra collaboration and workflow management features. Galaxy Cloud offers an interface that is geared towards users so that they can make analyses and share them, DNAnexus performs collaborative genomic research securely, and Nextflow appropriately handles complicated bioinformatics pipelines. This panoply of software makes bioinformatics research accessible, efficient, and collaborative [14, 15].Figure 3 highlights various cloud-based bioinformatics platforms.

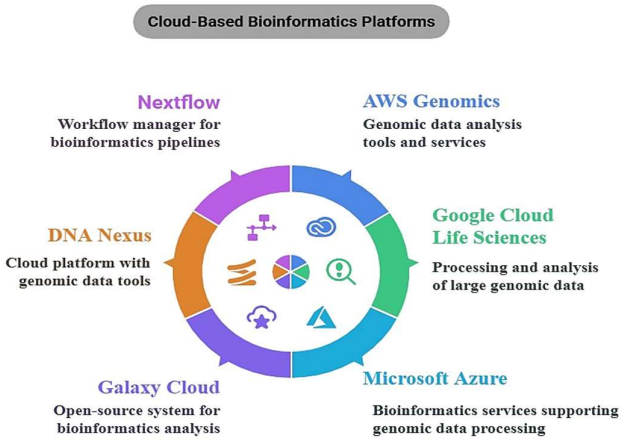

Figure 3: Cloud-Based Bioinformatics Platforms

3.4 Target Identification Applications

3.4.1 Omics Data Analysis (NGS, GWAS)

Cloud computing allows for omics data analysis, such as:

- **Next-Generation Sequencing (NGS):**

Cloud infrastructure supports storing and analyzing large NGS data so that

© BTS Pharma Empire All Rights Reserved

BTS International Advanced Pharmaceutical Sciences Journal
Vol 01 | Issue 09 | September 2026 Journal homepage: www.btsempire.com
MANUSCRIPT ID: BTS0926006

researchers can identify genetic variations linked to disease.

- **Genome-Wide Association Studies (GWAS):**

Cloud computing makes the computational resources required to work with GWAS data feasible, and researchers can utilize it to identify drug targets[16].

These technologies are key to our progression in the understanding of disease mechanisms and the development of targeted therapies.

3.4.2 Biomarker Discovery

Cloud-based bioinformatics platforms facilitate biomarker discovery with the capability of analyzing complex data and identifying possible biomarkers of diseases. Cloud-based platforms integrating machine learning and artificial intelligence allow for improved novel biomarker discovery, which consequently translates to better therapeutics[17].

3.5 Target Validation Applications

1. **Virtual Screening and Molecular Docking**

Virtual screening, along with molecular docking, forms an essential computation system that aids early drug discovery through the identification and validation of promising therapeutic targets. Docking records the forces involved as candidate drug molecules bind with the target proteins and interprets binding affinities and intermolecular interaction forces. This technique has been used successfully for finding inhibitors against proteins linked to various diseases, namely enzymes and kinases. Virtual screening involves scanning large chemical libraries for compounds that can potentially interact with target proteins, thus considerably saving time and cost in drug development. For example, with most effectiveness displayed during the COVID-19 pandemic, it was used to help identify a few potential inhibitors of SARS-CoV-2 protease [18,19].

3.5.2 AI and Machine Learning in Simulation and Validation

Drug discovery is undergoing a dramatic change brought about by Artificial Intelligence (AI) and Machine Learning (ML) techniques in target validation and simulation. These technologies take large biological datasets and try to spot meaningful patterns amongst them and predict interactions: which chemical structures will bind better to their target proteins, etc. This information leads the drug researchers toward more promising candidates for actual laboratory testing. Furthermore, MD simulations are increasingly being used along with docking for simulating the protein-ligand complexes over time to yield clues about the relative stability and therapeutic potentials of the drug compounds in a dynamic and biological environment [20, 21].

3.6 Benefits of Cloud Platforms

3.6.1 Cost and Speed Advantages

Cloud computing has great cost and speed advantages in bioinformatics research. With the use of cloud infrastructure, researchers do not have to incur on-premise system maintenance costs. Pay-as-you-go design makes it easy to scale budgets, and as a result, organizations can plan their resources accordingly depending on available needs and expense [22].Cloud computing also allows for access to high-performance computing facilities that can handle enormous amounts of data within very short cycles of processing time. Such a capacity is particularly desirable for computationally intensive operations such as simulation and docking of molecules, in which immediate and reliable data processing is critical.

3.6.2 Democratization and Access

Cloud computing delivers high-performance bioinformatics facilities and infrastructures to researchers in every kind of institution, even those with infrastructures that are subpar. Cloud accessibility, which is worldwide, offers comparatively poorly

© BTS Pharma Empire All Rights Reserved

BTS International Advanced Pharmaceutical Sciences Journal
Vol 01 | Issue 09 | September 2026 Journal homepage: www.btsempire.com
MANUSCRIPT ID: BTS0926006

funded institutions a chance to access high-performance computing ability and high-performance databases, stimulating inter-disciplinarity and providing scientific products. Cloud platforms offer real-time collaboration, whereby researchers can exchange data, tools, and outcomes in real time. This timely debate is particularly solicited in fast-paced research cultures, for instance, under times of global health crises such as pandemics, where rapid progress and co-creation are a necessity. [23]

3.7 Case Studies

3.7.1 COVID-19 Drug Research

The COVID-19 pandemic revealed the vital role of cloud computing in accelerating drug discovery processes. Scientists used cloud systems to scan through massive volumes of data related to the virus at record speeds, greatly accelerating drug development processes. A notable example includes the utilization of high-throughput virtual screening in order to screen for potential SARS-CoV-2 master protease inhibitors and detail how cloud infrastructure can be used in such a way as to facilitate swift and widespread computational study within the current global health crisis.

3.7.2 Orphan Diseases and Personalized Medicine

Cloud computing is being used to a revolutionary extent in order to create personalized medicine, notably for orphan diseases. With the merging of genomic data into advanced cloud-based bioinformatics software, scientists are now able to create targeted therapies unique to patients' individual requirements. Using this method, scientists can compare different genetic profiles, thereby making it possible for them to identify the most suitable remedies for unusual and previously unknown disorders [24].

4. GAPS IN THE LITERATURE

On the other hand, despite all the advances cloud computing has given bioinformatics, there remain certain problems. A primary concern regarding the workflows is the lack of standardization, therefore limiting the reproducibility and consistency of the research outcomes. Furthermore, advanced technologies such as federated learning and quantum computing are still in their infancy, which mitigates their potential beneficial exploitation. Another problem is plenty of missing long-term comparison studies of the cloud-based systems against traditional on-premise setups, which means assessing possible long-term benefits is quite difficult. Finally, these gaps in data reproducibility and frameworks for validation undermine the actual credibility of the findings, which requires more stringent measures to assure credible and worthy results. [25]

5. FUTURE DIRECTIONS / RESEARCH AGENDA

Several potential research areas are opening up in cloud-based bioinformatics to improve drug design in the future. AI, ML, and big data analytics need to be integrated into cloud pipelines for automating intricate data analysis processes and speeding up the overall period of discovery. Investigating quantum and edge computing could completely transform molecular modeling by providing faster and even real-time computations, solving problems that the present-day systems cannot do. Federated cloud setups will allow worldwide collaboration, especially for public health challenges, by enabling secure data sharing among institutions. Apart from this, runtime training on cloud architecture, cloud data handling, and reproducible workflows will be necessary for producing well-skilled researchers. Finally, very strong data privacy measures, including encryptions and secure audit trails, need to be enhanced further to safeguard and ensure the credibility of sensitive biological data residing on cloud platforms. [26, 27, 28, 29, 30].

6. CONCLUSION

© BTS Pharma Empire All Rights Reserved

BTS International Advanced Pharmaceutical Sciences Journal
Vol 01 | Issue 09 | September 2026 Journal homepage: www.btsempire.com

MANUSCRIPT ID: BTS0926006

Cloud bioinformatics is transforming the field of drug discovery. With cloud computing, high-performance computing capability has been offered to researchers, significantly enhancing processing speed and efficiency for large biology data. Cloud technology has allowed for rapid and reproducible drug target identification and validation. Cloud infrastructure is among the most compelling advantages in that it can rapidly process large data sets, fast-tracking the discovery of clinically important targets. Cloud platforms also enable global scientific collaboration by providing remote access to high-performance bioinformatics computing, thereby enabling wider participation across institution and geographic distances. In addition to enhancing data processing capacity, cloud computing is also power-consumption driving innovation that incorporates artificial intelligence, machine learning, and big data analytics into the drug discovery pipeline. The partnership is transforming biomedical research and offering more targeted, more precise, and more personalized medicines. As the discipline continues to expand, integrating bioinformatics seamlessly into cloud computing is also going to persist and expand research capabilities, facilitate international collaboration, and bring revolutionary innovation in drug discovery.

7. **References:**

1. Mell, P.M., Grance, T.: The NIST definition of cloud computing. NIST Special Publication 800-145 (2011). https://doi.org/10.6028/nist.sp.800-145
2. Armbrust M, Fox A, Griffith R, Joseph AD, Katz R, Konwinski A, et al. A view of cloud computing. Commun ACM. 2010;53(4):50–8. https://doi.org/10.1145/1721654.1721672
3. Zhang Q, Cheng L, Boutaba R. Cloud computing: state-of-the-art and research challenges. J Internet Serv Appl. 2010;1(1):7–18. https://doi.org/10.1007/s13174-010-0007-6
4. Katal A, Dahiya S, Choudhury T. Energy efficiency in cloud computing data centers: a survey on software technologies. Clust Comput. 2022;26(3):1845–75. https://doi.org/10.1007/s10586-022-03713-0
5. Chen X, Jiao L, Li W, Fu X. Efficient Multi-User computation offloading for Mobile-Edge cloud computing. IEEE/ACM Trans Netw. 2015;24(5):2795–808. https://doi.org/10.1109/tnet.2015.2487344
6. Sadeeq MM, Abdulkareem NM, Zeebaree SRM, Ahmed DM, Sami AS, Zebari RR. IoT and Cloud Computing Issues, Challenges and Opportunities: A Review. Qubahan Acad J. 2021;1(2):1–7. https://doi.org/10.48161/qaj.v1n2a36
7. Wang T, Liang Y, Shen X, Zheng X, Mahmood A, Sheng QZ. Edge Computing and Sensor-Cloud: Overview, solutions, and directions. ACM Comput Surv. 2023;55(13s):1–37. https://doi.org/10.1145/3582270
8. Dinh HT, Lee C, Niyato D, Wang P. A survey of mobile cloud computing: architecture, applications, and approaches. Wirel Commun Mob Comput. 2011;13(18):1587–611. https://doi.org/10.1002/wcm.1203
9. Mayer G, Müller W, Schork K, Uszkoreit J, Weidemann A, Wittig U, et al. Implementing FAIR data management within the German Network for Bioinformatics

© BTS Pharma Empire All Rights Reserved

BTS International Advanced Pharmaceutical Sciences Journal
Vol 01 | Issue 09 | September 2026 Journal homepage: www.btsempire.com

MANUSCRIPT ID: BTS0926006

Infrastructure (de.NBI) exemplified by selected use cases. Brief Bioinform. 2021;22(5). https://doi.org/10.1093/bib/bbab010

10. Ko G, Kim PG, Yoon BH, Kim J, Song W, Byeon I, et al. Closha 2.0: a bio-workflow design system for massive genome data analysis on high performance cluster infrastructure. BMC Bioinformatics. 2024;25(1). https://doi.org/10.1186/s12859-024-05963-8
11. Rojas-Macias MA, Mariethoz J, Andersson P, Jin C, Venkatakrishnan V, Aoki NP, et al. Towards a standardized bioinformatics infrastructure for N- and O-glycomics. Nat Commun. 2019;10(1). https://doi.org/10.1038/s41467-019-11131-x
12. Mezzoudj S, Khelifa M, Saadna Y. A comparative study of parallel processing, distributed storage techniques, and technologies: A survey on Big data analytics. Int J Data Sci Anal. 2024;10(5):86–99. https://doi.org/10.11648/j.ijdsa.20241005.11
13. Archer M, Ravn L, Thylstrup NB. The political economy of platformed silos: Theorizing data storage reconfigurations in the age of interoperability capitalism. Big Data Soc. 2025;12(2). https://doi.org/10.1177/20539517241303144
14. Hu B, Canon S, Eloe-Fadrosh EA, Anubhav N, Babinski M, Corilo Y, et al. Challenges in Bioinformatics Workflows for processing microbiome omics data at scale. Front Bioinform. 2022;1. https://doi.org/10.3389/fbinf.2021.826370
15. Chen, M., Wang, N., Tang, L., Chen, Y.: A unified unstructured data storage system under cloud computing environment. In: Huang, X., Yang, H., Liu, M. (eds.) Advances in Intelligent Systems and Computing, vol. 1047, pp. 1047–1056. Springer, Singapore (2020). https://doi.org/10.1007/978-981-15-1468-5_122
16. Percival-Alwyn L, Barnes I, Clark MD, Cockram J, Coffey MP, Jones S, et al. UKCropDiversity-HPC: A collaborative high-performance computing resource approach for sustainable agriculture and biodiversity conservation. Plants People Planet. 2024. https://doi.org/10.1002/ppp3.10607
17. Mwasaga NM, Joy M. Implementing micro High Performance Computing (μHPC) artifact: Affordable HPC Facilities for Academia. In: 2021 IEEE Frontiers in Education Conference (FIE). 2020. p. 1–9. https://doi.org/10.1109/fie44824.2020.9273986
18. Shahroz MM, Sharma HK, Altamimi ASA, Alamri MA, Ali A, Ali A, et al. Novel and potential small molecule scaffolds as DYRK1A inhibitors by integrated Molecular Docking-Based Virtual Screening and Dynamics simulation study. Molecules. 2022;27(4):1159. https://doi.org/10.3390/molecules27041159
19. Clyde, A., Galanie, S., Kneller, D.W., Ma, H., Babuji, Y., Blaiszik, B., et al.: High throughput virtual screening and validation of a SARS-CoV-2 main protease noncovalent inhibitor. bioRxiv (2021). https://doi.org/10.1101/2021.03.27.437323

© BTS Pharma Empire All Rights Reserved

BTS International Advanced Pharmaceutical Sciences Journal
Vol 01 | Issue 09 | September 2026 Journal homepage: www.btsempire.com

MANUSCRIPT ID: BTS0926006

20. Gurung NM, Shrestha NS. Machine Learning in modern Drug Discovery: Applications, advances, and future horizons. Deleted J. 2025;9(1):116–26. https://doi.org/10.3126/kjse.v9i1.78373
21. Raish M, Ahmad A, Khan S, Kalam MA. Molecular insights into anti-Protozoal action of natural compounds against Cryptosporidium parvum: a molecular simulation study. J Biomol Struct Dyn. 2023:1–17. https://doi.org/10.1080/07391102.2023.229327
22. Nayyar A, Rameshwar R, Dutta PK. Special issue on recent trends and future of FOG and edge Computing, services and enabling technologies. Scalable Comput Pract Exp. 2019;20(2):iii–vi. https://doi.org/10.12694/scpe.v20i2.1558
23. Aich M, Sengupta D, Pasam VR. The Future of Supply Chain Automation: How AI and cloud integration are transforming logistics. Int J Multidiscip Res. 2025;7(2). https://doi.org/10.36948/ijfmr.2025.v07i02.38601
24. Luo L, Zheng T, Wang Q, Liao Y, Zheng X, Zhong A, et al. Virtual screening based on machine learning explores mangrove natural products as KRASG12C inhibitors. Pharmaceuticals. 2022;15(5):584. https://doi.org/10.3390/ph15050584
25. Zeki, N.M., Othman, K.M.Z., Mustafa, Y.F.: Computational chemistry: A game-changer in the drug discovery field. *Appl. Chem. Eng.***8**(1) (2025). https://doi.org/10.59429/ace.v8i1.5601
26. Huang D, Yang M, Zheng W. Integrating AI and deep learning for efficient drug discovery and target identification. J AI-powered Med Innov. 2024;2(1):44–63. https://doi.org/10.60087/vol2.issue1.p005
27. Malviya RK, Abhireddy N, Vankayalapti RK, Sondinti LRK. Quantum Cloud Computing: transforming cryptography, machine learning, and drug discovery. Int J Eng Comput Sci. 2023;12(12):25980–97. https://doi.org/10.18535/ijecs/v12i12.4799
28. Mohamed MA, Alanazi AF, Alanazi WA, Elsaman T, Mohamed MS, Eltayib EM. Repurposing of eluxadoline as a SARS-CoV-2 main protease inhibitor: E-Pharmacophore based virtual screening, molecular docking, MM-GBSA calculations, and molecular dynamics simulations studies. J Appl Pharm Sci. 2024. https://doi.org/10.7324/japs.2024.204792
29. Pushkaran AC, K K, T AM, Biswas R, Mohan CG. Identification of a PD1/PD-L1 inhibitor by structure-based pharmacophore modelling, virtual screening, molecular docking and biological evaluation. Mol Inform. 2023;42(6). https://doi.org/10.1002/minf.202200254
30. Liu H, Hu B, Chen P, Wang X, Wang H, Wang S, et al. Docking Score ML: Target-Specific Machine Learning models improving Docking-Based Virtual Screening in 155 targets. J Chem Inf Model. 2024;64(14):5413–26. https://doi.org/10.1021/acs.jcim.4c00072

© BTS Pharma Empire All Rights Reserved